

Press Release

Investor Relations | Corporate Communications
Phone: 040-66721211
Email: ir@aurobindo.com

Hyderabad, India, May 21st, 2026: Aurobindo Pharma Limited (BSE: 524804 and NSE: AUROPHARMA) ("Aurobindo") today announced its consolidated financial results for the quarter and year ended March 31, 2026.

Aurobindo Pharma Limited Q4FY26

Amount (INR Cr)	Q4 FY26	Q4 FY25	% Change YoY	Q3 FY26	% Change QoQ	FY26	FY25	% Change YoY
Revenue from Operations	8,853	8,382	5.6%	8,646	2.4%	33,653	31,724	6.1%
EBITDA before R&D	2,165	2,202	-1.7%	2,163	0.1%	8,340	8,148	2.4%
EBITDA margin before R&D	24.5%	26.3%	-182 bps	25.0%	-56 bps	24.8%	25.7%	-90 bps
EBITDA (Before Forex and Other Income and exceptional items)	1,801	1,792	0.5%	1,773	1.6%	6,856	6,605	3.8%
EBITDA Margin (%)	20.3%	21.4%	-104 bps	20.5%	-17 bps	20.4%	20.8%	-45 bps
PBT before share of P/L of JV	1,293	1,367	-5.4%	1,338	-3.4%	5,110	5,098	0.2%
Net Profit for the period	921	903	2.0%	910	1.2%	3,503	3,484	0.6%

Key Highlights of Q4FY26

- Revenue from Operations increased by 5.6% YoY to INR 8,853 Cr with growth across businesses
- Our European business achieved a significant milestone of crossing €1bn+ in revenues in FY26, for the quarter revenues increased by 30.2% YoY to INR 2,795 Cr (EUR 261 million)
- Growth Markets revenue increased by 24.7% YoY to INR 980 Cr (USD 107 million)
- ARV revenue increased by 6.4% YoY to INR 328 Cr (USD 36 million)
- Research & Development (R&D including depreciation) spend was INR 400 Cr, 4.5% of revenues
- Received final approval for 9 ANDAs from the USFDA
- Net Profit for the quarter stood at INR 921 Cr
- Strong net cash position as on 31-Mar-26 after payment for acquisition of Khandelwal laboratories (non-oncology) business at USD 317mn
- Free Cashflows generated \$35mn during the quarter
- Basic & Diluted EPS stood at INR 15.86 per share

Commenting on the Company's performance, Mr. K. Nithyananda Reddy, Vice-Chairman and Managing Director of the Company said: "We are encouraged by our performance for the quarter and the year, reflecting the resilience of our business model and the strength of our extensive product portfolio. Consistent volumes coupled with improved operating efficiencies, and disciplined execution have contributed positively to our results. With ongoing investments in capacity expansion and the stabilization of recently commercialized facilities, we remain confident in our ability to support sustainable growth and create long-term value for our stakeholders."

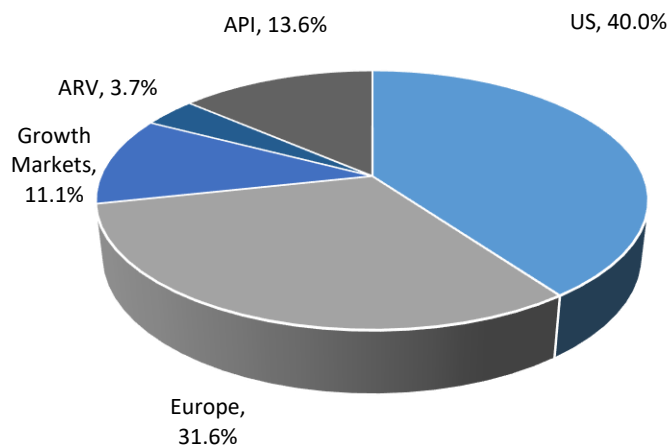
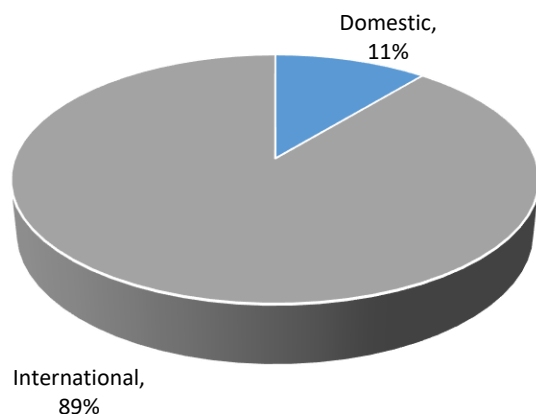
Operational Performance (Consolidated)

₹ Cr	Q4FY26	Q4FY25	Y-o-Y (%)	Q3FY26	Q-o-Q (%)	FY26	FY25	Y-o-Y (%)
USA	3,543	4,072	-13.0%	3,739	-5.2%	14,408	14,816	-2.7%
Europe	2,795	2,147	30.2%	2,703	3.4%	10,315	8,356	23.4%
Growth Markets*	980	786	24.7%	865	13.3%	3,499	3,180	10.0%
ARV	328	308	6.4%	376	-12.8%	1,384	1,037	33.5%
Total Formulations	7,646	7,313	4.6%	7,683	-0.5%	29,606	27,388	8.1%
Beta-lactam	918	789	16.3%	731	25.6%	2,972	3,139	-5.3%
Non Beta-lactam	290	280	3.4%	232	24.8%	1,075	1,184	-9.3%
Total API	1,208	1,069	12.9%	963	25.4%	4,047	4,323	-6.4%
Puerto Rico	-	-	-	-	-	-	13	-
Revenue from operations	8,853	8,382	5.6%	8,646	2.4%	33,653	31,724	6.1%

*Includes domestic formulation sales of INR 76 Cr in Q4FY26 against INR 74 Cr in Q3FY26

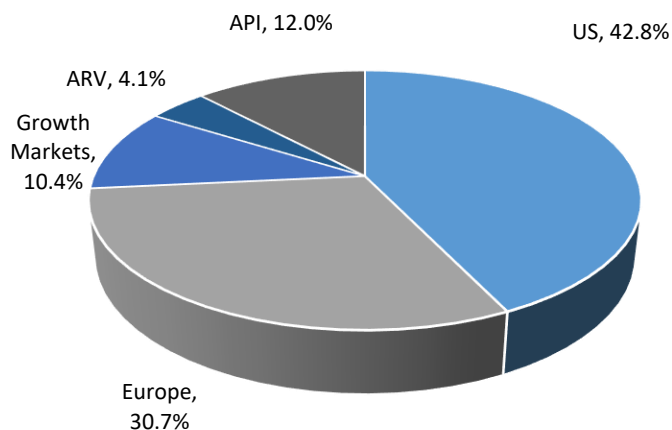
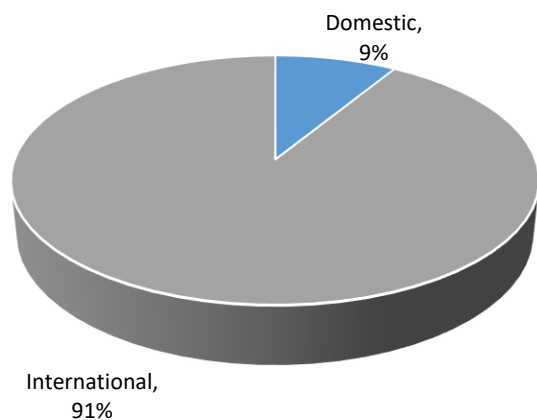
Q4FY26: Consolidated Revenue Breakup - Geography & Business Wise

Q4FY26



FY26: Consolidated Revenue Breakup - Geography & Business Wise

FY26



Q4FY26: Business Area Wise Performance

Formulations revenue increased by 4.6% YoY to INR 7,646 Cr.

US Formulations

- US revenue decreased by 13.0% YoY to INR 3,543 Cr primarily on account of lower transient sales and accounted for 40.0% of consolidated revenue
- As on 31st March 2026, on a cumulative basis, the company has filed 888 ANDAs with USFDA and received 728 final approvals and 35 tentative approvals
- The company has launched 12 products during the quarter

Europe Formulations

- Europe revenue increased by 30.2% YoY to INR 2,795 Cr driven by robust performance across all key markets; and accounted for 31.6% of consolidated revenue
- In Euro terms, revenue increased by 10.8% YoY to EUR 261 million

Growth Markets Formulations

- Growth Markets formulations revenue increased YoY by 24.7% to INR 980 Cr driven by good performance in key markets; and accounted for 11.1% of consolidated revenue
- In USD terms, revenue increased by 18.1% YoY to USD 107 million
- Domestic formulation sales for the quarter stood at INR 76 Cr and for the full year FY26 revenues stood at INR 302 Cr

ARV Formulations

- ARV business revenue increased by 6.4% YoY to INR 328 Cr accounting for 3.7% of consolidated revenue
- In USD terms, revenue increased by 1% YoY to USD 36 million

Active Pharmaceutical Ingredients (API)

- API revenues increased by 12.9% Y-o-Y to INR 1,208 Cr contributing to 13.6% of consolidated revenue
- In USD terms, revenue increased by 6.9% to USD 132 million

Q4FY26: Global Regulatory Filings

Details	Q4FY26	Cumulative Filings as on 31 st Mar 2026
US ANDAs (including filings from Aurobindo USA)	10	888
US DMFs (including filings from Eugia and Auro Peptides)	7	322
Formulations Dossiers in other key advanced markets (incl. multiple registrations in Europe, South Africa and Canada)	56	5,023
API filings in other key regulated markets (incl. multiple registrations)	39	4,114

Q4FY26: Final USFDA Approvals Received

Received by Aurobindo Pharma Limited

#	Product	Strength	Therapy Area
1	Aripiprazole Orally Disintegrating Tablets USP	10 mg and 15 mg	CENTRAL NERVOUS SYSTEM
2	Cefixime Capsules	400 mg	ANTI-INFECTIVE
3	Bisoprolol Fumarate and Hydrochlorothiazide Tablets USP	2.5 mg/6.25 mg, 5 mg/6.25 mg and 10 mg/6.25 mg	CARDIO-VASCULAR
4	Siponimod Tablets (FTF)	0.25 mg, 1 mg and 2 mg	CENTRAL NERVOUS SYSTEM
5	Clindamycin Phosphate Gel USP	1%	ANTI-INFECTIVE
6	Everolimus Tablets	0.25 mg, 0.5 mg, 0.75 mg and 1 mg	ANTINEOPLASTIC AND IMMUNOMODULATING AGENTS
7	Citalopram Capsules	30 mg	CENTRAL NERVOUS SYSTEM
8	Betamethasone Dipropionate Cream USP	0.05%	STEROID (GLUCOCORTICOID)
9	Mesna Injection	1 g/10 mL (100 mg/mL) [Multiple-Dose Vial]	CYTOPROTECTANTS

Q4FY26: Earnings Call Details

The company will host earnings call at **8.30 AM IST on 22nd May 2026**, to discuss the performance and answer any questions from participants.

To join the call through Zoom, please pre-register using the link: <https://bit.ly/42COVL4>

About Aurobindo Pharma Limited

Aurobindo Pharma Limited (www.aurobindo.com), (NSE: AUOPHARMA, BSE: 524804, Reuters: ARBN.NS, Bloomberg: ARBP IN) is an integrated global pharmaceutical company headquartered in Hyderabad, India. The Company develops, manufactures, and commercializes a wide range of generic pharmaceuticals, branded specialty pharmaceuticals and active pharmaceutical ingredients globally in over 150 countries.

The company has 31 manufacturing and packaging facilities that are approved by leading regulatory agencies including USFDA, UK MHRA, EDQM, Japan PMDA, WHO, Health Canada, South Africa MCC, Brazil ANVISA. The Company's robust product portfolio is spread over 7 major therapeutic/product areas encompassing CNS, Anti-Retroviral, CVS, Antibiotics, Gastroenterological, Anti-Diabetics and Anti-Allergic, supported by a strong R&D set-up.

For further information, please contact:

Investor Relations | Corporate Communications

Phone: 040-66721211

Email: ir@aurobindo.com